

Scaled data based on original data using
LM-79-08 Approved Method: Electrical and Photometric Measurements of Solid-
State Lighting Products

Test Report Prepared for
Cooper Lighting Solutions
(formerly Eaton)

Brand: INVUE

Report Number: P140958

Luminaire Tested: **EMM-E03-LED-E1-SL2-8030**

Issue Date: 03/03/2020

Test Information

Test Method: LM-79-08
Report Number: P140958
REPORT IS SCALED FROM IESNA LM-79-08 TEST DATA (P33690)
Test Lab: INNOVATION CENTER-P3
Issue Date: 03/03/2020
Manufacturer: COOPER LIGHTING SOLUTIONS (FORMERLY EATON)
Product Line: INVUE
Catalog Number: EMM-E03-LED-E1-SL2-8030
Description: EPIC MODERN MEDIUM DECORATIVE LED LUMINAIRE
(3) LIGHTBARS WITH AccuLED OPTICS - TYPE 2 W/ SPILL LIGHT CONTROL
Light Source: (63) 3000K CCT, 80 CRI LEDs
Ballast/Driver: -

Summary

Lumens per Lamp: N/A
Luminaire Lumens: 7286.7 lumens
Efficiency: N/A
Efficacy: 96.9 lumens/watt
Luminous Opening: Rectangular (W 0.5' x L: 1' x H: 0')
IES Classification: Type II - Short - Non-Cutoff
BUG Rating: B2 - U0 - G2

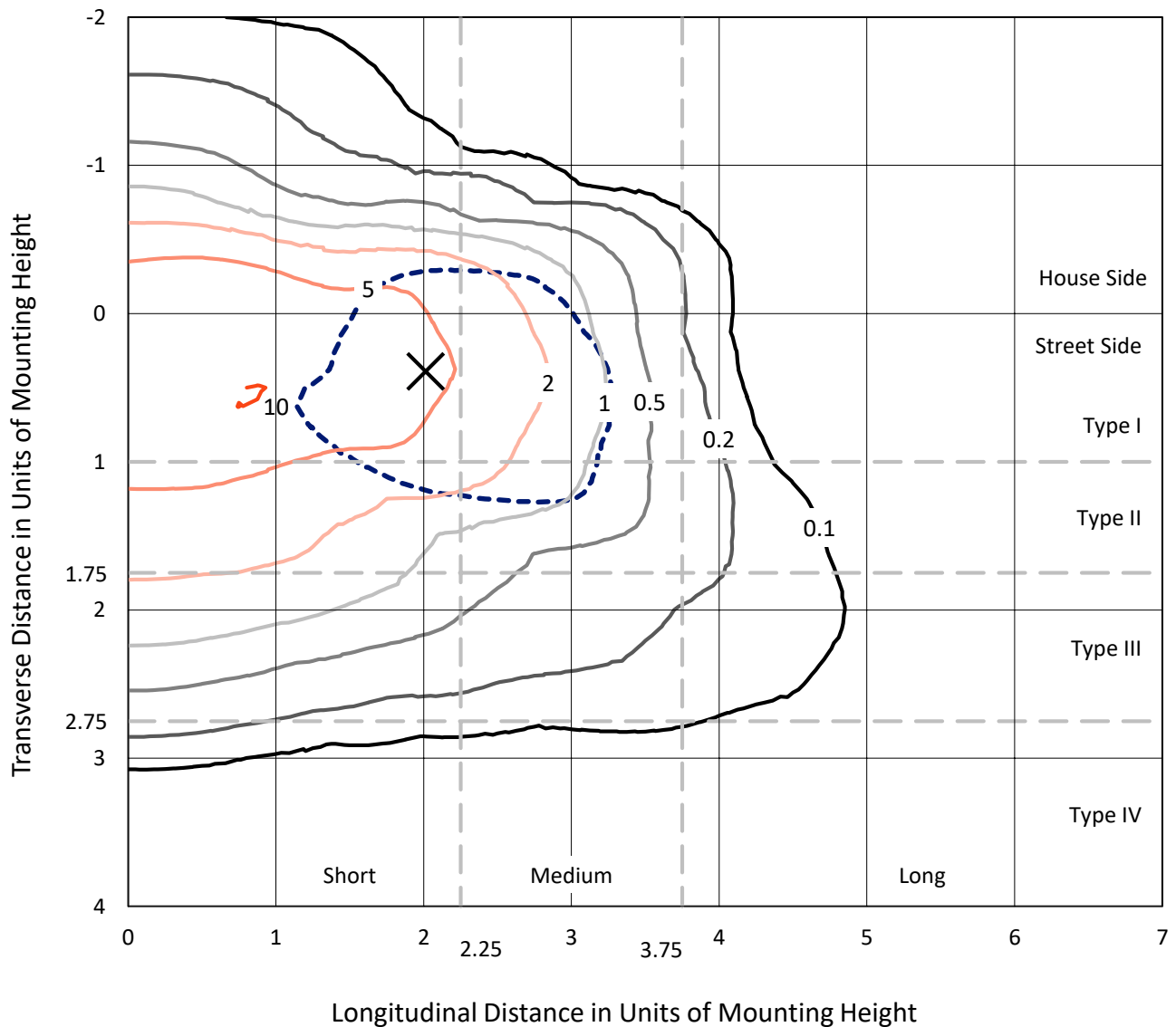
Input Watts (W): 75.2
Input Voltage (V): NR
Input Current (Ain): NR
Voltage Rise (V): NR
Power Factor: NR
Total Harmonic Distortion (THDi): NR
Frequency (hertz): 60
Stabilization Time: NR
Operation Time: NR
Ambient Temperature (°C): NR
Test Distance: 25 FT



REPORT NUMBER: P140958
 CATALOG NUMBER: EMM-E03-LED-E1-SL2-8030

Iso-Footcandle Lines of Horizontal Illumination

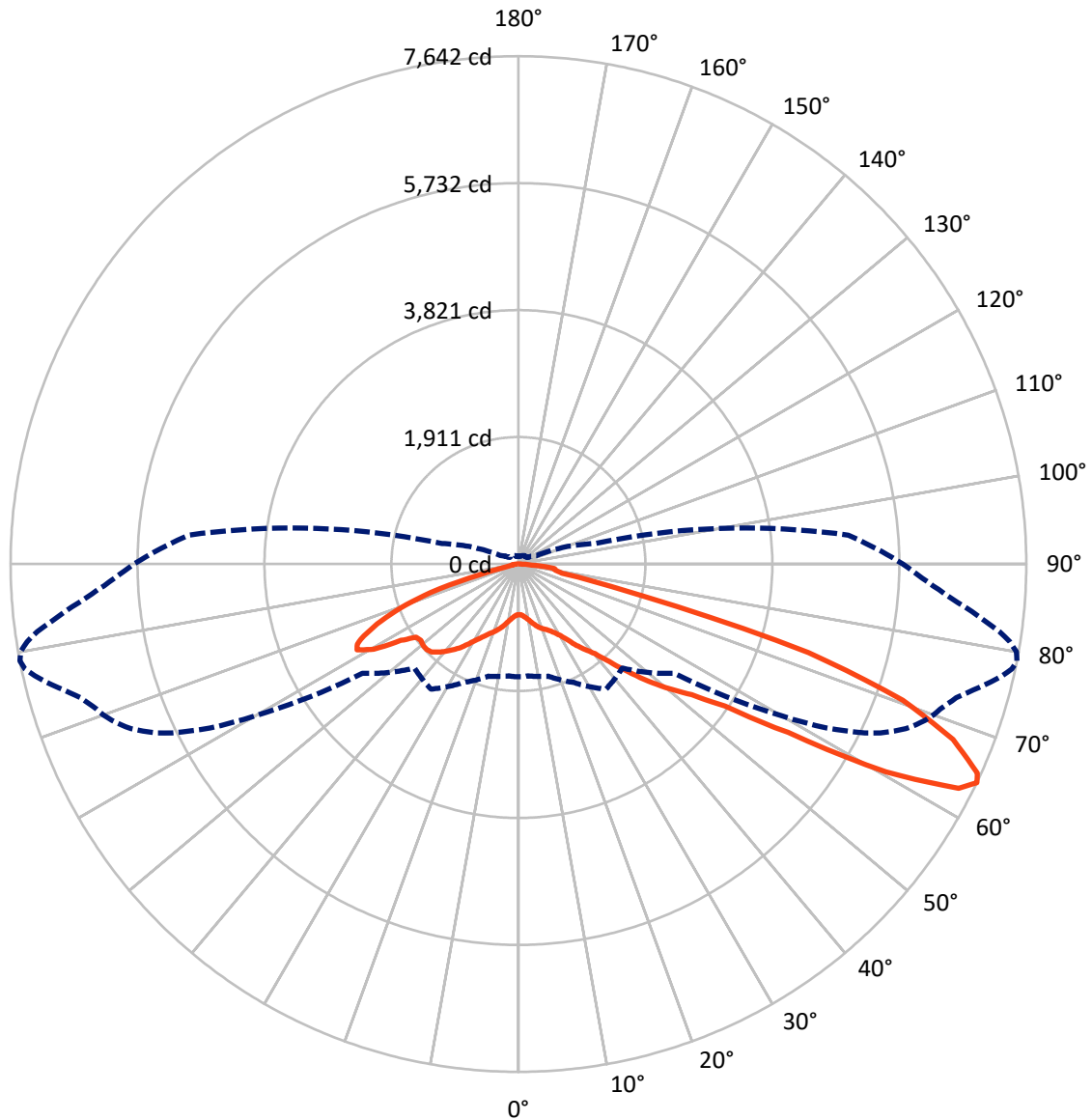
× Max cd
 - - - 1/2 Max cd



Based on 10 foot mounting height. Maximum calculated value = 10.2 fc
 Type II - Short - Non-Cutoff

REPORT NUMBER: P140958
CATALOG NUMBER: EMM-E03-LED-E1-SL2-8030

Luminous Intensity Polar Plot



— Vertical Plane Through 79-Deg Lateral - - - Horizontal Cone Through 64-Deg Vertical

REPORT NUMBER: P140958

CATALOG NUMBER: EMM-E03-LED-E1-SL2-8030

FLUX DISTRIBUTION:

		Downward	Upward	Total
House Side	Lumens	1736.9	0.0	1736.9
	% Fixture	23.8	0.0	23.8
Street Side	Lumens	5549.8	0.0	5549.8
	% Fixture	76.2	0.0	76.2
Total	Lumens	7286.7	0.0	7286.7
	% Fixture	100.0	0.0	100.0

Coefficient of Utilization

ZONAL LUMENS:

Zone	Lumens	% Fixture
0°-10°	75.5	1.0
10°-20°	244.8	3.4
20°-30°	420.2	5.8
30°-40°	702.4	9.6
40°-50°	1203.2	16.5
50°-60°	1623.1	22.3
60°-70°	2053.1	28.2
70°-80°	819.2	11.2
80°-90°	145.3	2.0
90°-100°	0.0	0.0
100°-110°	0.0	0.0
110°-120°	0.0	0.0
120°-130°	0.0	0.0
130°-140°	0.0	0.0
140°-150°	0.0	0.0
150°-160°	0.0	0.0
160°-170°	0.0	0.0
170°-180°	0.0	0.0
0°-90°	7286.7	100.0
0°-180°	7286.7	100.0



REPORT NUMBER: P140958

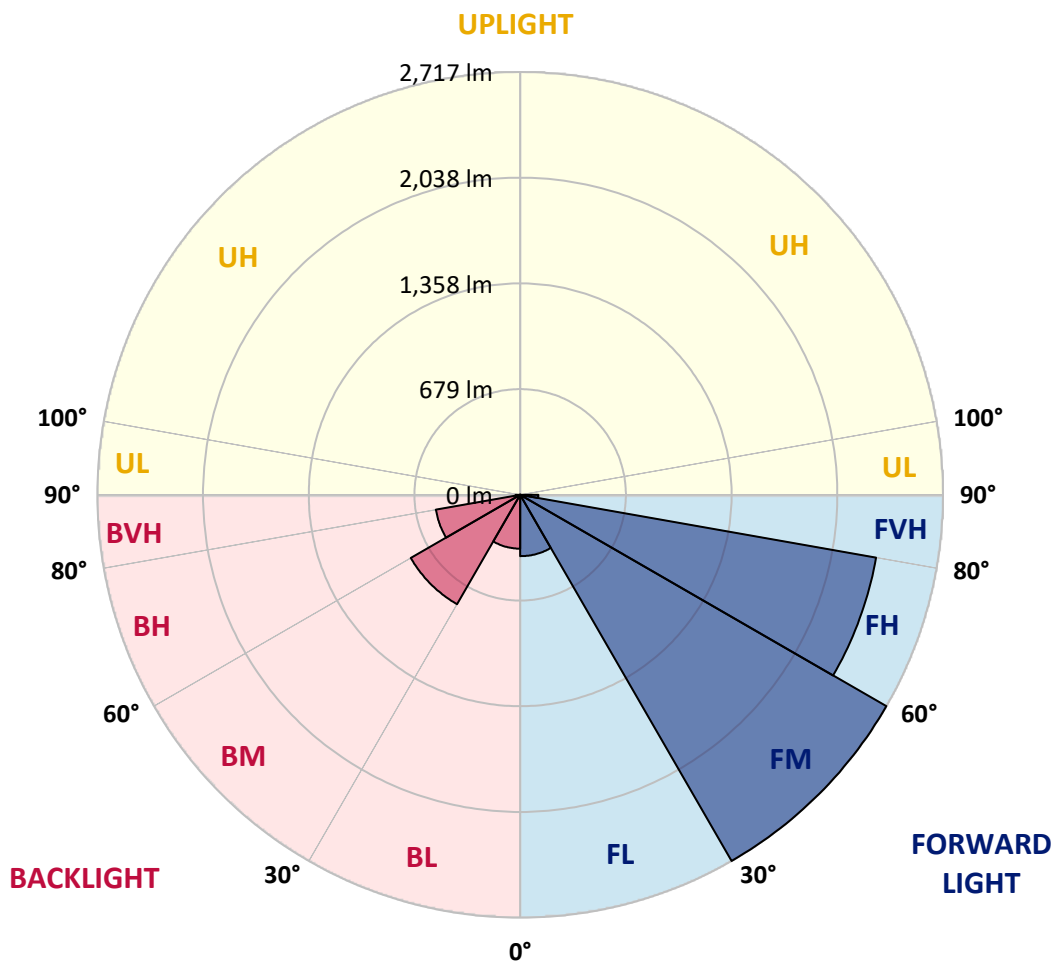
CATALOG NUMBER: EMM-E03-LED-E1-SL2-8030

LUMINAIRE CLASSIFICATION SYSTEM LUMEN TABLE AND BUG RATING:

Zone		Lumens	% Fixture	Zone Rating/Lumen Limit		
				B	U	G
FL	(0°-30°)	394.4	5.4			
FM	(30°-60°)	2717.0	37.3			
FH	(60°-80°)	2322.1	31.9			G2/5000
FVH	(80°-90°)	116.4	1.6			G2/225
BL	(0°-30°)	346.1	4.7	B1/500		
BM	(30°-60°)	811.6	11.1	B1/1000		
BH	(60°-80°)	550.2	7.6	B2/1000		G2/1000
BVH	(80°-90°)	28.9	0.4			G1/100
UL	(90°-100°)	0.0	0.0		U0/0	
UH	(100°-180°)	0.0	0.0		U0/0	

BUG Rating: B2-U0-G2

Type II Short





REPORT NUMBER: P140958

CATALOG NUMBER: EMM-E03-LED-E1-SL2-8030

CANDELA DISTRIBUTION (FULL):

	0°	5°	15°	25°	35°	45°	55°	60°	61°	62°	64°
0°	762.1	762.1	762.1	762.1	762.1	762.1	762.1	762.1	762.1	762.1	762.1
2.5°	758.7	759.6	758.7	761.3	763.0	765.5	765.5	765.5	765.5	765.5	765.5
5°	757.9	758.7	757.9	762.1	766.3	771.4	776.5	778.2	778.2	779.0	779.8
7.5°	765.5	766.3	765.5	770.6	776.5	784.9	794.2	799.3	800.1	800.9	802.6
10°	789.1	787.4	784.1	789.1	795.0	807.7	818.7	827.1	829.6	830.5	833.9
12.5°	820.4	819.5	813.6	811.1	814.5	828.8	849.1	860.9	863.4	864.2	867.6
15°	844.0	841.5	836.4	833.0	838.9	854.1	881.1	896.3	901.4	902.2	908.1
17.5°	859.2	857.5	849.1	846.5	855.8	879.4	913.2	931.8	935.1	937.7	944.4
20°	884.5	879.4	866.8	855.8	863.4	899.7	939.4	958.8	963.8	966.4	972.3
22.5°	918.3	914.0	898.9	871.0	871.0	911.5	963.0	984.9	989.2	994.2	1001.0
25°	976.5	973.1	943.6	896.3	884.5	923.3	984.9	1014.5	1018.7	1024.6	1034.7
27.5°	1036.4	1032.2	999.3	936.0	908.1	945.3	1017.0	1052.5	1058.4	1065.1	1076.9
30°	1113.2	1105.6	1072.7	999.3	954.6	980.7	1067.6	1112.4	1119.1	1127.6	1143.6
32.5°	1285.4	1288.8	1228.9	1151.2	1072.7	1061.7	1146.1	1201.0	1211.1	1222.1	1244.0
35°	1565.6	1552.1	1530.2	1450.8	1363.9	1277.8	1298.9	1358.0	1369.0	1372.3	1381.6
37.5°	1744.5	1752.1	1769.8	1769.8	1704.9	1668.6	1608.6	1580.0	1582.5	1585.9	1578.3
40°	1844.1	1860.2	1920.9	2002.8	2061.9	2094.8	2084.7	1950.5	1934.4	1913.3	1845.8
42.5°	1915.9	1931.9	2035.7	2192.7	2339.5	2456.0	2520.2	2414.7	2402.8	2352.2	2271.2
45°	1959.7	1972.4	2097.3	2320.1	2542.1	2740.4	2916.0	2878.9	2875.5	2832.4	2726.1
47.5°	1951.3	1962.3	2092.3	2360.6	2651.8	2921.1	3192.8	3260.3	3263.7	3252.7	3187.8
50°	1826.4	1852.6	1981.7	2271.2	2591.1	2991.1	3371.7	3548.1	3553.2	3563.3	3538.0
52.5°	1715.0	1735.2	1850.9	2110.0	2417.2	2921.9	3478.9	3759.1	3802.2	3826.7	3873.9
55°	1669.4	1681.2	1769.8	1990.1	2273.7	2737.1	3515.2	3911.9	3988.7	4035.1	4143.2
57.5°	1661.0	1670.3	1738.6	1906.6	2178.3	2546.3	3503.4	4117.0	4238.5	4326.3	4535.6
60°	1717.5	1726.0	1774.1	1915.0	2112.5	2407.1	3395.4	4387.1	4557.6	4793.9	5131.5
62.5°	1759.7	1763.9	1823.0	2020.5	2185.1	2271.2	3120.2	4576.1	4879.1	5179.6	5681.7
64°	1698.1	1689.7	1747.9	1965.7	2297.3	2212.9	2865.3	4566.8	4922.2	5255.5	5799.1
65°	1607.8	1613.7	1666.0	1858.5	2277.9	2210.4	2698.2	4465.6	4834.4	5188.0	5744.2
67.5°	1249.1	1271.9	1286.2	1462.6	1866.1	2282.2	2259.4	3820.7	4191.3	4528.9	5186.3
70°	671.8	669.3	701.4	840.6	1298.1	1937.0	1938.6	2693.2	3103.4	3522.8	4176.9
72.5°	247.3	259.9	285.3	384.0	674.3	1397.6	1776.6	1867.8	2050.9	2384.3	3085.6
75°	141.8	143.5	148.5	180.6	324.9	771.4	1650.8	1652.5	1666.0	1720.9	2102.4
77.5°	110.6	107.2	109.7	117.3	177.2	406.0	1324.2	1569.8	1568.1	1559.7	1615.4
80°	82.7	86.1	91.2	91.2	109.7	217.7	752.8	1396.8	1444.1	1479.5	1499.8
82.5°	66.7	69.2	81.9	81.9	80.2	123.2	355.3	1034.7	1183.3	1279.5	1428.9
85°	43.0	45.6	69.2	68.4	65.0	72.6	185.7	346.9	373.9	455.8	648.2
87.5°	11.8	14.3	32.1	27.9	33.8	27.0	69.2	105.5	130.0	146.9	184.8
90°	0.0	0.0	0.0	0.0	0.0	0.0	0.0	0.0	0.0	0.0	0.0



REPORT NUMBER: P140958

CATALOG NUMBER: EMM-E03-LED-E1-SL2-8030

CANDELA DISTRIBUTION (continued):

	65°	66°	67°	68°	69°	70°	71°	72°	73°	74°	75°
0°	762.1	762.1	762.1	762.1	762.1	762.1	762.1	762.1	762.1	762.1	762.1
2.5°	765.5	765.5	765.5	766.3	766.3	766.3	766.3	766.3	767.2	765.5	765.5
5°	780.7	779.8	780.7	780.7	783.2	782.4	783.2	783.2	782.4	784.1	784.1
7.5°	805.2	803.5	805.2	806.0	806.9	810.2	810.2	811.9	812.8	813.6	811.9
10°	834.7	837.2	838.1	838.1	842.3	844.0	844.0	846.5	849.1	850.7	849.9
12.5°	871.0	872.7	873.5	878.6	879.4	882.0	886.2	888.7	888.7	892.9	895.5
15°	911.5	913.2	918.3	920.0	923.3	927.5	930.1	932.6	932.6	940.2	942.7
17.5°	946.1	949.5	952.9	955.4	961.3	965.5	969.7	972.3	976.5	979.9	985.8
20°	975.7	979.9	984.1	989.2	993.4	997.6	1002.7	1006.0	1011.1	1016.2	1022.1
22.5°	1004.3	1009.4	1014.5	1018.7	1024.6	1028.8	1033.0	1039.0	1042.3	1047.4	1054.1
25°	1035.6	1044.0	1049.1	1055.0	1060.9	1066.8	1071.9	1076.9	1082.0	1088.7	1095.5
27.5°	1085.4	1089.6	1096.3	1099.7	1109.8	1116.6	1123.4	1124.2	1130.9	1143.6	1145.3
30°	1150.4	1158.0	1162.2	1174.0	1175.7	1178.2	1189.2	1196.8	1205.2	1215.3	1219.6
32.5°	1248.3	1255.0	1260.9	1264.3	1273.6	1288.8	1290.5	1297.2	1311.6	1314.1	1329.3
35°	1391.7	1393.4	1402.7	1407.8	1419.6	1428.0	1432.3	1438.2	1445.8	1463.5	1467.7
37.5°	1563.9	1578.3	1566.4	1554.6	1575.7	1573.2	1578.3	1571.5	1591.8	1592.6	1600.2
40°	1831.5	1825.6	1800.2	1773.2	1760.6	1753.0	1737.8	1734.4	1745.4	1740.3	1742.8
42.5°	2225.6	2169.9	2126.9	2094.8	2055.1	2012.1	1987.6	1950.5	1950.5	1939.5	1949.6
45°	2689.0	2626.5	2546.3	2470.4	2421.4	2364.9	2306.6	2267.8	2228.1	2198.6	2224.8
47.5°	3145.6	3103.4	3013.9	2943.8	2845.9	2761.5	2669.5	2589.4	2542.1	2507.5	2512.6
50°	3542.2	3503.4	3457.0	3362.5	3288.2	3202.1	3105.0	2999.5	2897.4	2856.1	2820.6
52.5°	3876.5	3862.9	3823.3	3779.4	3718.6	3626.6	3565.0	3464.6	3343.9	3257.0	3219.8
55°	4171.8	4195.5	4216.6	4207.3	4185.4	4173.5	4097.6	4029.2	3947.3	3922.0	3845.2
57.5°	4636.9	4705.2	4786.3	4831.0	4874.9	4975.3	4999.8	4973.6	4983.8	4977.0	4936.5
60°	5295.2	5460.6	5602.4	5715.5	5836.2	5953.5	6091.9	6183.1	6221.1	6367.9	6365.4
62.5°	5859.8	6080.1	6261.6	6397.5	6538.4	6644.7	6734.2	6825.4	6936.8	7043.1	7177.3
64°	6013.4	6186.5	6334.2	6455.7	6557.0	6643.9	6712.3	6795.8	6887.8	7025.4	7173.9
65°	5934.1	6129.1	6236.2	6346.0	6437.1	6504.6	6574.7	6650.6	6767.1	6876.0	7034.7
67.5°	5394.8	5542.5	5697.8	5799.9	5887.7	5927.3	5993.2	6056.5	6121.5	6231.2	6429.5
70°	4549.1	4714.5	4938.2	5034.4	5125.6	5139.9	5201.5	5248.8	5291.8	5437.8	5535.7
72.5°	3413.1	3733.8	3953.3	4122.1	4140.6	4212.4	4237.7	4257.1	4306.0	4333.0	4362.6
75°	2352.2	2640.8	2827.4	2891.5	2970.0	2932.0	2888.1	2733.7	2734.5	2603.7	2455.2
77.5°	1655.1	1699.8	1701.5	1702.3	1598.5	1537.8	1468.5	1379.9	1345.3	1276.1	1181.6
80°	1500.6	1495.6	1464.3	1426.3	1369.8	1288.8	1205.2	1147.0	1101.4	1049.9	982.4
82.5°	1448.3	1460.1	1437.3	1405.2	1372.3	1292.2	1195.9	1104.8	1029.7	947.8	865.1
85°	705.6	725.8	791.7	834.7	844.8	795.0	726.7	644.0	564.6	475.2	433.8
87.5°	211.8	227.0	232.1	246.4	264.2	240.5	211.8	189.9	152.8	132.5	103.8
90°	0.0	0.0	0.0	0.0	0.0	0.0	0.0	0.0	0.0	0.0	0.0



REPORT NUMBER: P140958

CATALOG NUMBER: EMM-E03-LED-E1-SL2-8030

CANDELA DISTRIBUTION (continued):

	76°	77°	78°	79°	80°	81°	82°	83°	84°	85°	86°
0°	762.1	762.1	762.1	762.1	762.1	762.1	762.1	762.1	762.1	762.1	762.1
2.5°	765.5	766.3	766.3	765.5	766.3	766.3	767.2	766.3	766.3	766.3	765.5
5°	782.4	785.8	784.9	784.9	786.6	786.6	785.8	787.4	786.6	786.6	785.8
7.5°	814.5	814.5	817.0	817.8	816.1	816.1	817.8	818.7	820.4	821.2	821.2
10°	851.6	855.8	855.8	856.7	857.5	860.0	860.9	860.9	862.6	862.6	864.2
12.5°	897.2	898.9	900.5	904.8	905.6	905.6	909.8	909.0	909.0	913.2	914.0
15°	946.1	948.6	952.9	954.6	956.2	960.5	963.0	965.5	964.7	970.6	972.3
17.5°	989.2	991.7	996.8	1001.0	1003.5	1006.0	1007.7	1011.1	1016.2	1020.4	1021.2
20°	1023.8	1027.1	1033.0	1038.1	1042.3	1044.9	1051.6	1055.0	1056.7	1060.1	1064.3
22.5°	1057.5	1063.4	1069.3	1071.0	1080.3	1082.8	1087.9	1093.0	1096.3	1103.9	1106.5
25°	1099.7	1104.8	1112.4	1117.4	1123.4	1128.4	1133.5	1137.7	1145.3	1152.0	1155.4
27.5°	1155.4	1159.6	1165.6	1174.8	1179.9	1183.3	1192.6	1201.0	1204.4	1211.1	1217.0
30°	1228.9	1233.1	1241.5	1250.8	1255.0	1266.0	1272.7	1278.6	1285.4	1294.7	1303.1
32.5°	1336.0	1341.1	1348.7	1360.5	1360.5	1368.1	1382.5	1395.1	1400.2	1411.2	1417.1
35°	1477.0	1477.8	1486.3	1504.0	1509.1	1507.4	1520.9	1532.7	1536.1	1552.9	1563.9
37.5°	1613.7	1616.2	1626.4	1633.1	1642.4	1649.2	1658.4	1676.2	1676.2	1700.6	1710.8
40°	1755.5	1768.2	1769.8	1771.5	1786.7	1813.7	1823.0	1840.7	1856.8	1880.4	1891.4
42.5°	1961.4	1974.9	1991.0	2009.5	2032.3	2047.5	2065.2	2090.6	2097.3	2126.9	2134.5
45°	2243.3	2259.4	2302.4	2306.6	2347.1	2367.4	2396.9	2430.7	2439.1	2458.5	2448.4
47.5°	2524.4	2542.9	2590.2	2639.2	2676.3	2711.7	2720.2	2734.5	2747.2	2735.4	2738.8
50°	2835.8	2862.8	2907.5	2950.6	2978.4	3019.0	3019.0	3022.3	3010.5	2991.1	2959.9
52.5°	3200.4	3204.6	3233.3	3267.1	3292.4	3300.8	3300.8	3281.4	3252.7	3221.5	3160.7
55°	3808.9	3762.5	3771.0	3771.0	3752.4	3737.2	3725.4	3678.1	3621.6	3565.0	3509.3
57.5°	4905.3	4949.2	4818.3	4782.9	4784.6	4669.0	4621.7	4540.7	4479.9	4378.6	4293.4
60°	6469.2	6438.8	6395.8	6355.3	6358.6	6205.9	6098.7	5978.0	5872.5	5649.7	5555.1
62.5°	7297.1	7405.2	7466.8	7435.6	7363.8	7268.4	7092.9	6909.8	6724.1	6535.0	6365.4
64°	7327.5	7470.2	7591.7	7642.3	7608.6	7487.9	7309.0	7081.1	6860.0	6637.1	6432.1
65°	7180.7	7361.3	7518.3	7589.2	7590.9	7484.5	7305.6	7076.0	6839.7	6581.4	6367.9
67.5°	6571.3	6778.9	6933.4	7052.4	7154.5	7100.5	6976.4	6732.5	6508.9	6216.0	5982.2
70°	5657.3	5785.6	5959.4	6133.3	6215.1	6227.8	6181.4	6058.2	5796.5	5558.5	5257.2
72.5°	4360.1	4559.2	4457.1	4564.3	4632.7	4566.0	4574.4	4364.3	4279.9	4070.6	3858.7
75°	2309.2	2315.9	2272.0	1953.0	1913.3	1767.3	1929.4	1639.9	1541.1	1450.0	1332.7
77.5°	1071.0	932.6	803.5	671.0	548.6	480.2	374.7	330.0	297.1	261.6	269.2
80°	895.5	789.1	676.0	560.4	470.9	380.6	305.5	237.2	189.9	159.5	145.2
82.5°	792.5	698.8	620.3	549.4	485.3	396.7	325.8	251.5	193.3	146.0	113.1
85°	357.9	280.2	254.9	200.9	170.5	145.2	115.6	95.4	78.5	66.7	52.3
87.5°	83.6	57.4	49.0	46.4	40.5	38.0	32.1	33.8	27.9	21.9	22.8
90°	0.0	0.0	0.0	0.0	0.0	0.0	0.0	0.0	0.0	0.0	0.0



REPORT NUMBER: P140958

CATALOG NUMBER: EMM-E03-LED-E1-SL2-8030

CANDELA DISTRIBUTION (continued):

	87°	88°	89°	90°	95°	105°	115°	125°	135°	145°	155°
0°	762.1	762.1	762.1	762.1	762.1	762.1	762.1	762.1	762.1	762.1	762.1
2.5°	765.5	765.5	766.3	766.3	767.2	768.9	771.4	768.9	768.9	768.9	769.7
5°	787.4	788.3	787.4	787.4	789.1	791.7	792.5	787.4	784.9	782.4	779.0
7.5°	819.5	822.9	822.0	822.0	823.7	823.7	822.0	814.5	806.9	795.0	784.9
10°	864.2	865.9	865.9	865.9	868.5	870.2	862.6	845.7	825.4	804.3	785.8
12.5°	917.4	916.6	919.1	921.6	920.0	920.0	905.6	879.4	846.5	811.9	779.8
15°	973.1	974.0	974.0	978.2	979.0	975.7	952.9	912.4	861.7	809.4	757.9
17.5°	1025.4	1027.1	1028.0	1031.4	1035.6	1026.3	993.4	938.5	864.2	785.8	716.5
20°	1069.3	1071.9	1074.4	1076.9	1081.2	1074.4	1030.5	951.2	850.7	747.8	668.4
22.5°	1109.0	1113.2	1114.9	1119.1	1125.9	1117.4	1064.3	951.2	820.4	706.4	614.4
25°	1157.1	1162.2	1170.6	1172.3	1184.1	1174.8	1091.3	944.4	785.8	654.1	556.2
27.5°	1220.4	1225.5	1233.1	1237.3	1251.6	1239.0	1111.5	926.7	742.7	597.5	499.6
30°	1304.0	1309.0	1318.3	1322.5	1348.7	1306.5	1125.0	899.7	692.9	531.7	434.7
32.5°	1420.4	1433.9	1433.1	1444.1	1467.7	1381.6	1130.9	861.7	630.5	465.0	373.9
35°	1573.2	1582.5	1590.9	1606.1	1617.1	1461.8	1126.7	811.9	552.8	395.8	320.7
37.5°	1720.1	1736.1	1742.0	1752.1	1749.6	1515.8	1109.8	734.3	468.4	334.2	284.4
40°	1903.2	1912.5	1931.1	1940.3	1895.6	1567.3	1070.2	630.5	384.0	293.7	260.8
42.5°	2147.1	2158.9	2149.6	2147.1	2061.0	1596.0	994.2	526.7	321.6	264.2	241.4
45°	2443.4	2448.4	2420.6	2402.0	2251.8	1593.5	883.7	428.7	278.5	242.2	224.5
47.5°	2710.9	2700.8	2664.5	2636.6	2417.2	1534.4	745.2	353.6	255.7	224.5	211.0
50°	2932.0	2887.3	2848.5	2813.0	2549.7	1444.1	612.7	297.9	233.8	210.2	197.5
52.5°	3132.1	3071.3	3025.7	2965.8	2670.4	1325.1	507.2	259.9	211.8	195.8	183.1
55°	3428.3	3357.4	3299.2	3240.1	2883.9	1232.2	438.9	231.3	189.9	180.6	168.8
57.5°	4278.2	4088.3	4036.8	3983.6	3456.1	1212.0	399.2	208.5	173.0	166.3	158.7
60°	5440.4	5317.1	5234.4	5104.5	4406.5	1277.0	369.7	191.6	161.2	157.0	150.2
62.5°	6198.3	6049.7	5913.0	5780.5	4964.4	1275.3	333.4	180.6	154.5	153.6	143.5
64°	6246.4	6080.1	5927.3	5784.7	4982.1	1191.7	300.5	173.0	154.5	154.5	139.3
65°	6167.0	5999.9	5842.1	5693.6	4880.8	1127.6	278.5	169.6	157.0	156.1	136.7
67.5°	5762.8	5594.8	5417.6	5258.1	4452.1	883.7	220.3	163.7	170.5	164.6	134.2
70°	5047.9	4857.2	4723.8	4609.0	3821.6	617.0	174.7	167.1	186.5	174.7	140.9
72.5°	3658.7	3503.4	3501.7	3371.7	2893.2	391.6	140.9	166.3	185.7	173.0	146.0
75°	1421.3	1218.7	1212.0	1257.5	1230.5	211.8	121.5	146.9	151.9	144.3	129.1
77.5°	243.1	238.8	236.3	249.0	274.3	117.3	111.4	124.9	113.1	102.1	107.2
80°	135.0	129.1	127.4	127.4	119.8	96.2	98.7	99.6	81.9	76.0	88.6
82.5°	93.7	86.9	83.6	81.0	78.5	86.1	87.8	78.5	59.1	58.2	82.7
85°	45.6	43.0	42.2	42.2	48.1	81.0	72.6	60.8	39.7	39.7	89.5
87.5°	19.4	19.4	16.9	16.9	26.2	51.5	32.9	25.3	16.0	18.6	36.3
90°	0.0	0.0	0.0	0.0	0.0	0.0	0.0	0.0	0.0	0.0	0.0



REPORT NUMBER: P140958

CATALOG NUMBER: EMM-E03-LED-E1-SL2-8030

CANDELA DISTRIBUTION (continued):

	165°	175°	180°
0°	762.1	762.1	762.1
2.5°	768.9	770.6	769.7
5°	774.8	774.8	773.1
7.5°	773.9	770.6	768.9
10°	768.9	759.6	758.7
12.5°	755.4	740.2	736.0
15°	716.5	696.3	691.2
17.5°	667.6	644.0	637.2
20°	611.9	584.9	575.6
22.5°	557.9	526.7	517.4
25°	498.8	467.6	462.5
27.5°	433.8	404.3	396.7
30°	373.9	348.6	342.7
32.5°	319.9	302.1	302.1
35°	284.4	269.2	269.2
37.5°	256.6	249.8	249.0
40°	238.0	232.1	231.3
42.5°	223.7	216.9	216.1
45°	208.5	201.7	201.7
47.5°	194.1	186.5	187.4
50°	179.8	173.9	173.9
52.5°	168.0	162.0	161.2
55°	157.0	151.1	150.2
57.5°	146.9	140.1	139.3
60°	136.7	130.0	128.3
62.5°	128.3	120.7	119.0
64°	123.2	115.6	113.9
65°	120.7	112.3	111.4
67.5°	118.2	107.2	106.3
70°	127.4	105.5	101.3
72.5°	128.3	103.0	97.9
75°	121.5	97.9	93.7
77.5°	107.2	89.5	84.4
80°	103.0	70.1	61.6
82.5°	94.5	57.4	48.1
85°	77.6	37.1	34.6
87.5°	44.7	24.5	17.7
90°	0.0	0.0	0.0

(END OF REPORT)